

VOL. XXXV. No. 9

SEPTEMBER 1950

MECCANO

MAGAZINE



IN DRY DOCK

9^p

DINKY TOYS


NEW

READY DURING
SEPTEMBER



BREAKDOWN LORRY No. 25x

This splendid model, on a Commer chassis, has a service van body and is fitted with a robust working crane



Rear Tipping Wagon No. 30m

Has tipping body operated by lever, and hinged tailboard
On Dodge chassis




Observation Coach No. 29f

A handsome model of a motor coach with rear section raised to give passengers good views in all directions



Standard "Vanguard" Saloon, No. 40e

A fine reproduction of a successful modern car



Motocart No. 27g

Low loading three-wheeled truck. Tipping high-fronted body



Estate Car No. 27f

An attractive miniature of this popular general purpose vehicle



Daimler Ambulance No. 30h

A beautiful model finished in cream with red wheels and the Red Cross on each side



Austin Wagon No. 30j

This handsome model has the characteristic lines of its well-known prototype



Austin Covered Wagon No. 30s

Similar to the Austin Wagon No. 30j, but fitted with a useful hood



Farm Produce Wagon No. 30n

Attractive model of all-purpose farm wagon



Hudson "Commodore" Sedan No. 139b

A fine miniature of a sleek American car, attractively finished in two colours




Land-Rover No. 27d

A fine model of a vehicle designed to go anywhere and do anything


ASK YOUR DEALER FOR PRICES

MADE IN ENGLAND BY MECCANO LIMITED

SUPERTOYS



Dinky Supertoys No. 571
Coles Mobile Crane
Hoisting, jib-raising and slewing movements



Dinky Supertoys No. 563
Heavy Tractor



Dinky
Supertoys
No. 751
Lawn Mower



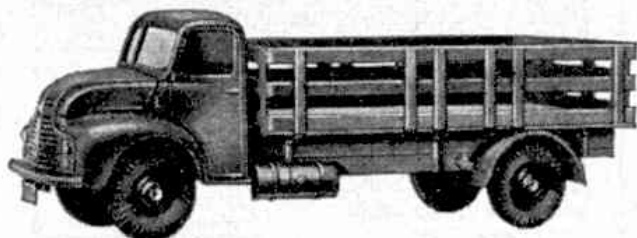
Dinky Supertoys No. 504
Foden 14-ton Tanker



Dinky Supertoys No. 511
Guy 4-ton Lorry



Dinky Supertoys No. 562 Dumper Truck
Adjustable front wheels, tipping bucket,
reversible driving seat



Dinky Supertoys No. 531
Leyland 'Comet' Lorry



Dinky Supertoys No. 514
Guy Van
Large capacity van body, with
opening double doors at rear

ASK YOUR DEALER FOR PRICES

MADE IN ENGLAND BY MECCANO LIMITED

Fun with Dinky Toys

An Effective Road Safety Demonstration


THE splendid model village seen in the illustration on this page was constructed by members of the Art and Craft Society of the Haslingden Secondary Modern School, under the direction of their art master Mr. G. H. Tomlinson. The village is extremely well laid out, and the buildings include shops and garages, with a cafe, an hotel, a fire station and a church, as well as houses.

In the design of the village, which was built within a week, great attention has been paid to detail. Television aerials rise above some of the houses, telephone kiosks are available for the villagers, the barber's shop has its striped pole, and even the gravestones in the churchyard have inscriptions on them. There is also a miniature pond, on which tiny ducks are swimming, and to add to the variety as well as to provide reason for heavy road traffic in the village, it is supposed that an army unit is encamped there. In our illustration the tops of some of the tents of the camp can be distinguished in the foreground, on the left of the church.

There was more behind the creation of this model village than exercise in craft work. It was built for use during National Children's Safety Week in March last, and it made such a great appeal that it became one of the larger exhibits in Haslingden's Safety First Exhibition in April. The layout incorporates the usual road crossings and other familiar features, including islands for pedestrians crossing the road. It was indeed designed specially to illustrate the rules governing safety on the road. For this purpose Dinky Toys of various kinds proved ideal, and 60 of these, including lorries and buses as well as private cars, were placed in correct positions on the layout and moved about as required to illustrate the right and

wrong ways of driving and of road crossing by pedestrians. Dinky Toys Traffic Signals are installed to provide exactly the same guidance to traffic as do those seen on our real road systems, and throughout the greatest emphasis was laid on complete accuracy.

The model has been largely used in the school to develop road sense among the pupils, not only in short lessons but also



The extensive model village built by the boys of the Art and Craft Society of the Haslingden Modern Secondary School under the direction of Mr. G. H. Tomlinson, art master in the school, who is seen here with some of the members of the Society. The model was specially designed for use with Dinky Toys of all kinds in road safety demonstrations.

during sessions of the Dinner Time Club. In one particularly ingenious scheme pupils are given a short time to examine the model. Then they leave and in their absence vehicles and pedestrians are moved about to create breaches of the highway code. For instance, a car may be placed on the wrong side of a traffic island; another may be shown running past a halt sign; or a pedestrian may be seen stepping off the pavement a distance from a crossing, or emerging from behind a vehicle. When the pupils return they are asked to find the mistakes, and so well are the lessons driven home by the model that it is seldom indeed that any of the errors remain undetected. This magnificent model village is indeed a splendid example of the value of this form of instruction, in which Dinky Toys play such a prominent part.

The Individual Note in Hornby-Dublo Layouts

VARIETY of interest is one of the greatest advantages of the miniature railway hobby. There is always some fresh angle to consider in the development of a realistic railway system, and many individual owners give special attention to


is taken off which branches out into two goods sidings. Points are arranged to form facing and trailing crossovers between the inner and the outer main tracks. These points are separated by Isolating Rails, and as each main line has

its own Transformer and Controller, independent control is afforded on each track. This of course is normal Hornby-Dublo practice nowadays, and it has been referred to several times in the "M.M." and in the Hornby-Dublo booklet "Rail Layout Suggestions."

The railway serves three stations, one being the island platform already mentioned, a Hornby-Dublo pre-war product. Another is an imposing main line station with all-over

roof constructed, like many of the accessories in use on the layout, by our reader's father, Mr. James Jordan, who has taken a special interest in the engineering and constructional side of the railway's activities. The third station is of the smaller wayside type.

A goods platform and warehouse, signal boxes and a footbridge are other prominent accessories, while the correct lineside "atmosphere" is given by a system of




A general view of the Hornby-Dublo layout of James Jordan, Burton-on-Trent. Most of the accessories have been constructed at home.

one particular aspect that appeals particularly to them. The two Hornby-Dublo miniature railway systems shown in the accompanying pictures are good examples of layouts of this kind. They occupy almost equal spaces, both are realistic and attractive in appearance and in operation, while each illustrates particular ideas of its owner.

The photographs on this page show parts of the layout of M. J. Jordan (H.R.C. No. 103292) of Burton-on-Trent, who has taken advantage of a space of 7 ft. by 3 ft. 6 in. to develop a system in which a realistic main line is the principal feature.

The track is very simple in general plan, consisting of a double track main line oval following the contour of the raised baseboard on which it is arranged. A loop line taken off the inner main line at each end of the oval becomes a platform track at one of the stations, which is of the island type. From this loop a diagonal connection



Freight operations at the goods platform and warehouse. Note the Dinky Toy motor vehicle backed up to the shed doorway.

VOL. XXXV No. 10

OCTOBER 1950

MECCANO

MAGAZINE



A TRANSFORMER FOR OVERSEAS

9^D

DINKY TOYS



**Motocart
No. 27g**
Low loading three-wheeled truck. Tipping high-fronted body
Price 4/6 each



**Rear Tipping Wagon
No. 30m**
Has tipping body operated by lever, and hinged tailboard. On Dodge chassis
Price 2/11 each



**Breakdown Lorry
No. 25x**
This splendid model, on a Commer chassis, has a service van body and is fitted with a robust working crane
Price 5/6 each



**Standard "Vanguard"
Saloon, No. 40e**
A fine reproduction of a successful modern car
Price 2/1 each




**Hudson
"Commodore" Sedan
No. 139b**
A fine miniature of a sleek American car, attractively finished in two colours
Price 3/- each




**Estate Car
No. 27f**
An attractive miniature of this popular general purpose vehicle
Price 3/- each




**Daimler Ambulance
No. 30h**
A beautiful model finished in cream with red wheels and the Red Cross on each side
Price 3/- each



**Observation Coach
No. 29f**
A handsome model of a motor coach with rear section raised to give passengers good views in all directions
Price 3/3 each



**Bedford Refuse Wagon
No. 25v**
Sliding covers, tipping mechanism, opening rear door
Price 5/9 each



**Austin Wagon
No. 30j**
This handsome model has the characteristic lines of its well-known prototype
Price 2/4 each




**Austin Covered Wagon
No. 30s**
Similar to the Austin Wagon No. 30j, but fitted with a useful hood
Price 2/10 each



**Land-Rover
No. 27d**
A fine model of a vehicle designed to go anywhere and do anything
Price 3/11 each



**Farm Produce Wagon
No. 30n**
Attractive model of all-purpose farm wagon
Price 3/6 each



**Double Deck Bus
No. 29c**
Price 3/5 each




**Bedford End Tipper
No. 25m**
Price 4/11 each


ALL THE ABOVE PRICES INCLUDE PURCHASE TAX

MADE IN ENGLAND BY MECCANO LIMITED

SUPERTOYS



Dinky Supertoys No. 571
Coles Mobile Crane
Hoisting, jib-raising and slewing movements
Price 9/11 each



Dinky Supertoys No. 563
Heavy Tractor
Price 6/6 each



Dinky
Supertoys
No. 751
Lawn Mower
Price 5/9 each




Dinky Supertoys No. 504
Foden 14-ton Tanker
Price 9/3 each



Dinky Supertoys No. 511
Guy 4-ton Lorry
Price 4/11 each



Dinky Supertoys No. 562 Dumper Truck
Adjustable front wheels, tipping bucket,
reversible driving seat
Price 7/- each



Dinky Supertoys No. 531
Leyland 'Comet' Lorry
Price 5/4 each



Dinky Supertoys No. 514
Guy Van
Large capacity van body, with
opening double doors at rear
Price 6/3 each

ALL PRICES INCLUDE PURCHASE TAX


MADE IN ENGLAND BY MECCANO LIMITED

VOL. XXXV. No. 11

NOVEMBER 1950

MECCANO


MAGAZINE



THE GRID

9^p


DINKY TOYS



**Motocart
No. 27g**

Low loading three - wheeled truck. Tipping high - fronted body

Price 4/6 each



**Rear Tipping Wagon
No. 30m**

Has tipping body operated by lever, and hinged tailboard.

On Dodge chassis
Price 2/11 each



**Breakdown Lorry
No. 25x**

This splendid model, on a Commer chassis, has a service van body and is fitted with a robust working crane

Price 5/6 each



**Standard "Vanguard"
Saloon, No. 40e**

A fine reproduction of a successful modern car

Price 2/1 each



**Hudson
"Commodore" Sedan
No. 139b**

A fine miniature of a sleek American car, attractively finished in two colours

Price 3/- each



**Estate Car
No. 27f**

An attractive miniature of this popular general purpose vehicle


Price 3/- each



**Daimler Ambulance
No. 30h**

A beautiful model finished in cream with red wheels and the Red Cross on each side

Price 3/- each



**Observation Coach
No. 29f**

A handsome model of a motor coach with rear section raised to give passengers good views in all directions


Price 3/3 each



**Refuse Wagon
No. 25v**

Sliding covers, tipping mechanism, opening rear door

Price 5/9 each



**Austin Wagon
No. 30j**

This handsome model has the characteristic lines of its well-known prototype

Price 2/4 each



**Austin Covered Wagon
No. 30s**

Similar to the Austin Wagon No. 30j, but fitted with a useful hood

Price 2/10 each



**Land-Rover
No. 27d**

A fine model of a vehicle designed to go anywhere and do anything


Price 3/11 each



**Farm Produce Wagon
No. 30n**

Attractive model of all-purpose farm wagon

Price 3/6 each



**Double Deck Bus
No. 29c**

Price 3/5 each



**Bedford End Tipper
No. 25m**

Price 4/11 each

ALL THE ABOVE PRICES INCLUDE PURCHASE TAX

MADE IN ENGLAND BY MECCANO LIMITED


SUPERTOYS



Dinky
Supertoys
No. 751
Lawn Mower
Price 5/9 each




Dinky Supertoys No. 504
Foden 14-ton Tanker
Price 9/3 each




Dinky Supertoys No. 511
Guy 4-ton Lorry
Price 4/11 each




Dinky Supertoys No. 562 Dumper Truck
Adjustable front wheels, tipping bucket,
reversible driving seat
Price 7/- each



Dinky Supertoys No. 571
Coles Mobile Crane
Hoisting, jib-raising and slewing movements
Price 9/11 each



Dinky Supertoys No. 563
Heavy Tractor
Price 6/6 each



Dinky Supertoys No. 531
Leyland 'Comet' Lorry
Price 5/4 each



Dinky Supertoys No. 514
Guy Van
Large capacity van body, with
opening double doors at rear
Price 6/3 each

ALL PRICES INCLUDE PURCHASE TAX

MADE IN ENGLAND BY MECCANO LIMITED

VOL XXXV. No.12

DECEMBER 1950

MECCANO

MAGAZINE



A BRITISH TANKER

9^D

DINKY TOYS



Massey-Harris Tractor
No. 27a
Price 3/8 each



Harvest Trailer
No. 27b
Price 3/3 each



Massey-Harris Manure
Spreader, No. 27c
Price 3/11 each




Austin Wagon
No. 30j
Price 2/4 each



Daimler Ambulance
No. 30h
Price 3/- each




Bedford End Tipper
No. 25m
Price 4/11 each



Hudson
"Commodore" Sedan
No. 139b
Price 3/- each




Austin "Devon" Saloon
Dinky Toys No. 40d
Price 2/1 each



Observation Coach
No. 29f
Price 3/3 each




Farm Produce Wagon
No. 30n
Price 3/6 each



Double Deck Bus
No. 29c
Price 3/5 each



Estate Car
No. 27f
Price 3/- each



Motocart
No. 27g
Price 4/6 each



Rear Tipping Wagon
No. 30m
Price 2/11 each



Breakdown Lorry
No. 25x
Price 5/6 each



Standard "Vanguard"
Saloon, No. 40e
Price 2/1 each



Land-Rover
No. 27d
Price 3/11 each




Austin Covered Wagon
No. 30s
Price 2/10 each

ALL THE ABOVE PRICES INCLUDE PURCHASE TAX

MADE IN ENGLAND BY MECCANO LIMITED

SUPERTOYS




Dinky Supertoys No. 571
Coles Mobile Crane
Price 9/11 each



Dinky Supertoys No. 511
Guy 4-ton Lorry
Price 4/11 each



Dinky Supertoys No. 504
Foden 14-ton Tanker
Price 9/3 each



Dinky Supertoys No. 531
Leyland 'Comet' Lorry
Price 5/4 each



Dinky Supertoys No. 562
Dumper Truck
Price 7/- each



Dinky Supertoys No. 514
Guy Van
Price 6/3 each

ALL PRICES INCLUDE PURCHASE TAX

MADE IN ENGLAND BY MECCANO LIMITED

Fun with Dinky Toys

A Combined Road and Rail Layout

THE Dinky Toys town seen in the picture on this page provides endless opportunities for real enjoyment, for it is combined with an excellent Hornby-Dublo layout designed to fit in with it. This inclusion allows for a wide variety of passenger and goods transport. The railway authority runs trains over its various lines, the bus company runs an intensive service, and the road haulage firm of Johnson and Sims have a large fleet of Dinky Toys lorries for the carriage of goods by road.


Suburbia, as this model town is called, has been designed and constructed by the members of the Johnson family, who live in Canterbury. It is carried on a baseboard 6 ft. 6 in. long and 3 ft. 6 in. wide. The buildings are nicely placed and are fully representative. They include three shops, one of which is a furniture store that has miniature suites in its windows, and there are also a church, a fire station, four garages and houses. All the buildings, including the two stations on the railway layout, are the work of Mr. Johnson, senior, who is as keen on the layout as the younger members of his family.

A run in a clockwise direction round the railway track is perhaps the best way of seeing how the town is laid out. Starting from the chief station, which is placed on the inside of the track, the main line passes over a level crossing alongside the bus depot and then bears to the right behind the fire station. It then enters a tunnel, from which it runs to the second station, which is a halt. The back of a row of cottages and the church are then passed, and the circuit brings us back to the main station. A separate line leads

to the goods yard and there is a siding for coaches. The track is bordered partly by hedges and partly by a variety of fences, all made of lighter spills and wire wool. These are painted and are very effective and pleasing in appearance.

The bus company owns a fleet of nine double-deck vehicles and eight single-deckers, and seven timetable services are run, four with double-deckers and three with single-deckers. With the lorries of Johnson and Sims these keep the streets of Suburbia very busy. The open wagons and vans of the railway company also are fully employed in carrying goods, and the trains of L.M.S. coaches hauled by the "*Duchess of Atholl*" find plenty of passengers. An interesting feature is the running of a Petrol Tank Wagon which feeds the pumps of the four garages of the town.

A model layout such as this provides real fun, for both rail and road operations acquire a new interest when carried on in these realistic surroundings. Building up such a scene would provide a delightful occupation for any group of enthusiasts.



The striking Dinky Toys town and Hornby-Dublo Railway of F. Johnson, Canterbury. The shops, houses, fire station, church and other buildings were constructed by Mr. Johnson, senior, who is seen in our illustration, and many road and rail services are operated on the layout by the members of the Johnson family. Photograph by courtesy of the "*Kentish Gazette*."