

# A NEW MECCANO MODEL

Model No. 709. Stiff-Leg Derrick

**M**OST of our readers will probably recognise an old friend in the Meccano Stiff-Leg Derrick, but this model has been recently revised to such an extent, and consequently greatly improved in both appearance and operation, that we have decided to include it in these pages, under the "New Meccano Model" heading.

The Stiff-Leg Derrick is one of the most interesting models to build and is constructed on simple but carefully-planned lines. We venture to say that when completed the model will repay the study of anyone interested in engineering.

Scores of Derricks of this type may be seen every week in various districts in London and almost every other city and town in the country where reconstruction work is in progress. At any hour of the day people will be found gazing at these cranes, which are often perched aloft on great triangular wooden structures. The spectators are fascinated in watching the jib of the Derrick swing busily to and fro, hoisting girders or huge blocks of stone, and adding every few minutes to the strength of the building that is rising around it. Perhaps one of the causes that hold the little crowd on the pavement spellbound is their

admiration for the builders who nonchalantly proceed with their tasks around the crane, as though quite unaware that at times nothing but a plank of wood is between them and the ground, hundreds of feet below.

A close inspection of a Stiff-Leg Derrick shows that the strongest parts of the supporting structure are at the base of the jib—where it must withstand the compressive force exerted by the weight, or thrust, of the jib—and at the outer ends of the tie-members supporting the upper pivot of the rotating jib frame. In the latter case the force to be overcome is that of tension, exerted by the pull of the jib and its load.

## Construction of the Model

The base of the Meccano Model is formed of  $18\frac{1}{2}$ " Angle Girders (1) bolted to a  $24\frac{1}{2}$ " Girder (2) and held rigid by a  $12\frac{1}{2}$ " Girder (2A). The side members (3) are constructed from  $24\frac{1}{2}$ " Angle Girders extended at their lower ends by  $2\frac{1}{2}$ " Girders overlapped three holes.  $2\frac{1}{2}$ " Strips (6, Fig. A) bolted to the tops of the Girders (3)

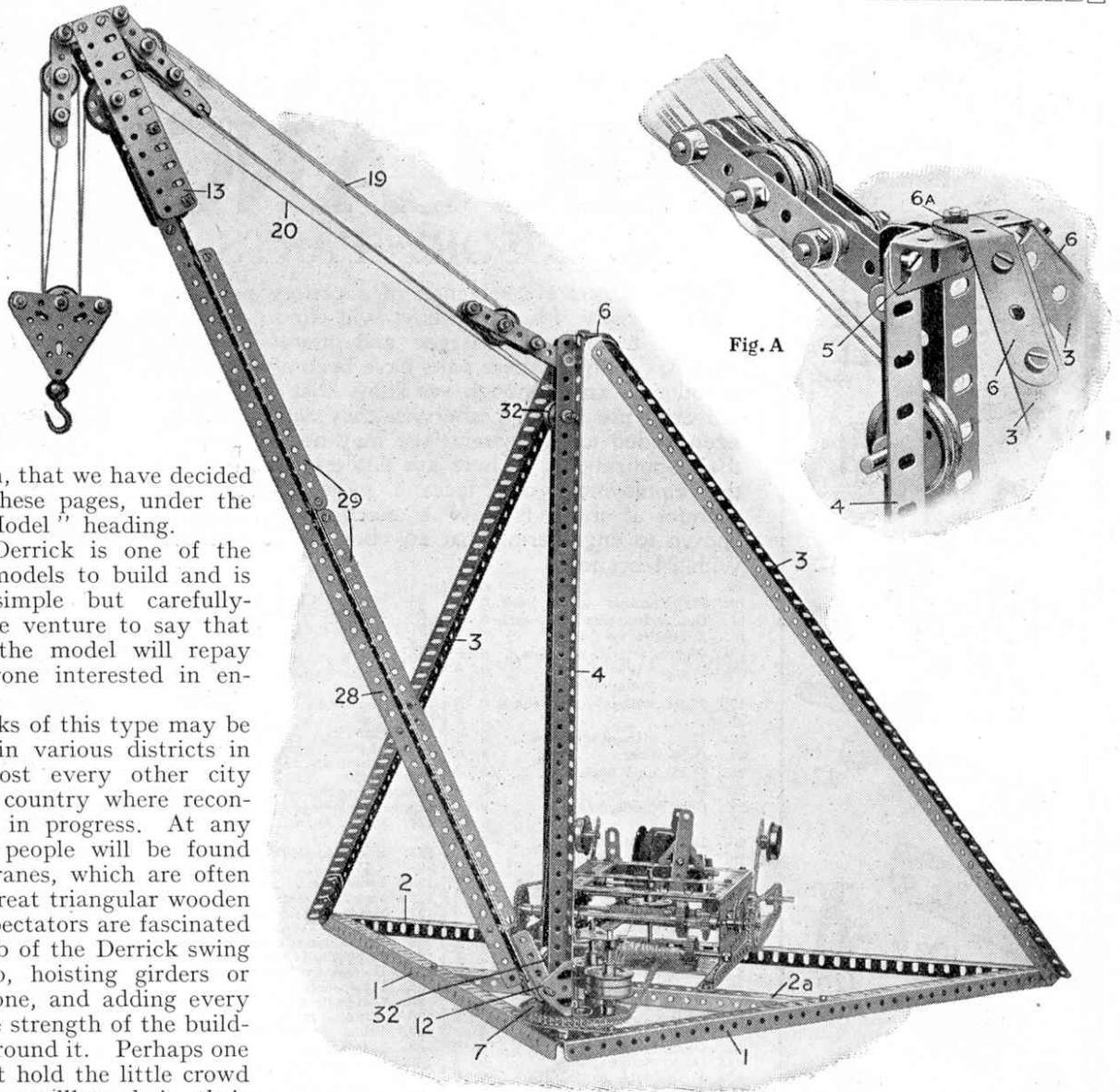


Fig. A

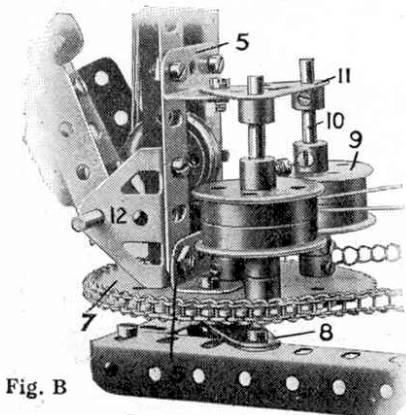


Fig. B

are slightly bent, as shown, and meeting together form a bearing for the bolt (6A), about which the upright member (4) pivots. The latter consists of  $18\frac{1}{2}$ " Angle Girders, bolted together at each extremity by  $1\frac{1}{2}$ " Girders (5), while a third  $1\frac{1}{2}$ " Girder is bolted in the fifth holes from their lower ends (Fig. B). The lowest of these  $1\frac{1}{2}$ " Girders is secured to a 3" Sprocket Wheel (7), which forms the swivelling base of the jib. The pivot is a  $1\frac{1}{2}$ " Rod passed through the centre hole of the  $1\frac{1}{2}$ " Girder and through the boss of the Sprocket Wheel and carried in a bearing (8) built up from two  $2\frac{1}{2}$ " Strips bolted across the base Girders (1). Two Collars should be placed on this Rod, one above the Sprocket (7) and one below the Strips (8).

Two Flanged Wheels butted together forming guide pulleys (9) are carried on  $2\frac{1}{2}$ " Rods (10), the upper ends of which are journaled in a Corner Bracket (11), secured to the  $1\frac{1}{2}$ " Girder (5), while their lower ends engage holes in the Sprocket (7).

The jib is built up from two  $24\frac{1}{2}$ " Angle Girders (28) bolted together in the form of a T and strengthened by pairs of  $12\frac{1}{2}$ " and  $7\frac{1}{2}$ " Angle Girders (29) similarly bolted together and secured along the upper sides of the Girders (28). A  $2\frac{1}{2}$ " Rod, about which the jib pivots, is journaled through Trunnions (12, Fig. B) and through the end holes of 2" Girders bolted in the first and third holes from the end of the  $24\frac{1}{2}$ " Girders (28). The head of the jib (Fig. D) is formed by two  $5\frac{1}{2}$ " Flat Girders (13) secured to  $2\frac{1}{2}$ " Angle Girders, bolted in the first and fourth holes of the Girders (28).

### The Three Motions

The construction of the various pulley-blocks (Figs. A & D) may be followed from the illustrations, but care should be taken in spacing the strips with Washers in order to allow for free-running of the pulleys, or "sheaves."

The Motor and Gear-box are carried on  $12\frac{1}{2}$ " Angle Girders (15, Fig. C) secured to the base Girder (2) and the cross stay Girder (2A); a  $5\frac{1}{2}$ " x  $3\frac{1}{2}$ " Flat Plate forms a base for the Motor and large Flanged Plates form the sides of the Gear-box.

There are three motions in the Crane, namely, swinging and luffing the jib, and hoisting—all of which are driven from the motor and controlled by suitable levers.

The jib is raised or lowered by means of the cord (19) winding on the Rod (18, Fig. C). The drive from the

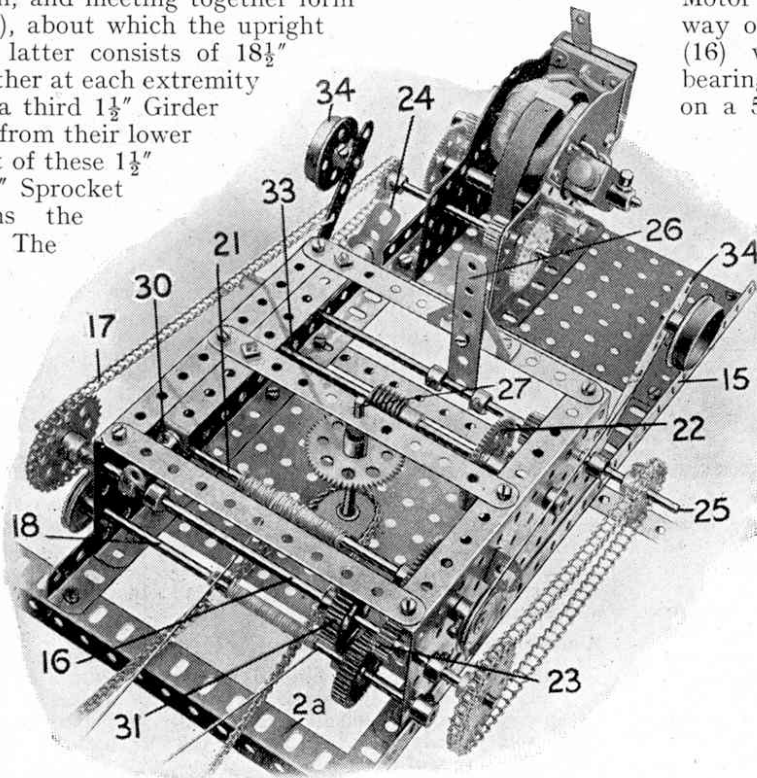


Fig. C

Motor is led to this Rod (18) by way of chain gear (17) and Rod (16) which is slideable in its bearings. A Crank (24) is mounted on a 5" Rod journaled in a  $4\frac{1}{2}$ "

Double Angle Strip and carrying a Coupling (30); a 1" Rod secured to the latter engages between two Collars on the Rod (16). On pulling the Crank (24) over to the right, the Rod (16) slides in its bearings, so bringing the 1" Gear Wheel (31) into engagement with a similar Gear secured to the shaft (18). This operates the cord (19), which, after passing round 1" guide pulleys (32) in the vertical member (4), is led round one of the sheaves of the pulley block pivoted at the rear of the jib-head, thence back again round one of the three pulleys situated at the head

of the upright (4, Fig. A), and so on round all the six pulleys; finally its end is secured to the "tail" of the pulley block at the jib-head.

### Rotating and Hoisting

The hoisting-block is operated by the cord (20) winding on a rod (21, Fig. C) which also carries a 57-toothed Gear Wheel. On moving the lever (24) over

to the right, a  $\frac{1}{2}$ " Pinion (23) is brought into mesh with this Gear Wheel, so connecting the hoisting mechanism with the drive from the Motor. The cord (20) is led over the pulleys in the vertical member in a similar manner to the cord (19) before passing over a  $1\frac{1}{2}$ " Pulley in the jib-head; it next engages alternately the sheaves of the hoisting-block and of the second fixed block in the jib-head, being finally secured to the latter.

When the lever (24) is in a central position both the gears (31 and 23) are out of engagement; the Motor therefore is allowed to run freely.

The rotation of the jib is effected as follows: a Rod (25) driven by Sprocket Chain from the Rod (16) may be moved to and fro in its bearings on operation of a lever (26), and this movement is employed to engage or disengage a  $\frac{1}{2}$ " Pinion with a 57-toothed Gear Wheel (22) on a secondary shaft (33). The latter carries a Worm Wheel gearing with another 57-toothed Gear Wheel on a vertical Rod (27) and a 1" Sprocket Wheel on this Rod rotates by means of a Sprocket Chain the 3" Sprocket

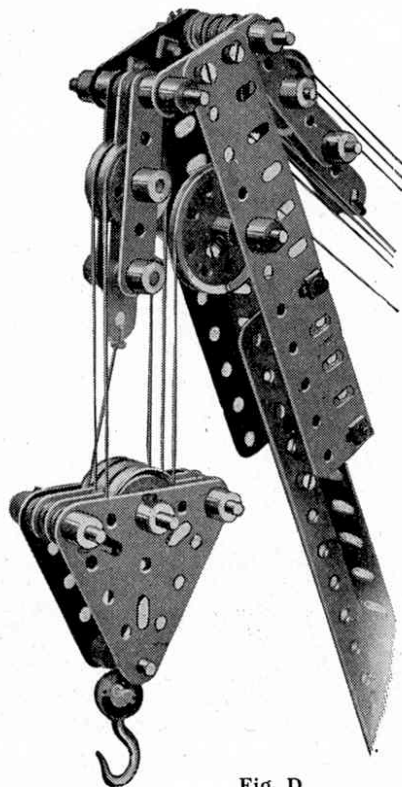


Fig. D

(Continued on page 320)



## Readers' Sales and Wants



If you have anything to sell or wish to buy anything take advantage of the service offered by a small advertisement in these columns.

The "M.M." is read by approximately 100,000 people every month. It circulates in every country where the English language is spoken. If you wish to sell your duplicate stamps, your rabbits, or your tools, or to purchase a loud speaker, a steam engine, a model yacht, or a hundred-and-one other things, you will be able to do so through the columns of the "M.M."

The rates are one penny per word, with a minimum

**IMPORTANT.**—Advertisements dealing with any article in the Meccano catalogue cannot be accepted.

### READERS' SALES

(Rate: 1d. per word. min. 1/-).

Cigarette Cards 639, 1/- hundred, sets 25, 4½d.—Hollingworth, High Street, Westham.

Crystal Set, fitted Daventry coil. Complete with phones. Practically new. Cost 35/-. What offers?—Barnard, 31, Tollington Park, N.4.

700 Cigarette Cards, 6d. dozen, 3/6 hundred.—J. S. Rose, "Altire," Benhill Road, Sutton, Surrey.

Send 6d. for stamps, all different, or 5/- for oddments box, containing many things.—Oldman, "Redholm," Hornchurch.

For Sale. 2 Brownie Camera. Case, portrait attachment. Practically new, 10/-.—M. C. Kemp, White Cottage, Etonwick.

For Sale. First eleven parts Cassell's "Pageant of Nature," also first five parts Hutchinson's "Birds of our Country." What offers.—Bass, 14, St. Albans Crescent, Woodford Green, Essex.

Will sell my fine 1 Valve Wireless Instrument for 32/-, new condition and worth treble.—Waine, Compton, Wolverhampton.

Wanted. Jubilee Stamps only. Every country. Give in exchange Jubilee's or newly issued Holl. Letters need 2½d. postage.—J. Klaverteyn, Harbinger, Holland.

Ensign Camera and Vertical Steam Engine. Particulars.—Lamond, 150, Byres Road, Glasgow.

Meccano Magazines, 22 onwards, 4d. each. Electric Motor, new, 4 to 6 volts, cost 12/-. Sell 6/-.—Stainton, Tettenhall College, Staffordshire.

Wanted. "Meccano Magazines," Feb., June, Sept., Oct., Nov., 1923 numbers.—Green, 14, Liverpool Terrace, Worthing.

### New Meccano Model—(Continued from page 275)

Wheel (7) forming the base of the jib.

The cords (19 and 20) are prevented from fouling the uprights as the jib rotates by the guide-pulleys (9).

Brakes are provided in the form of weighted levers (34), applying tension to the cords engaging 1" Pulleys secured to the Rods (18 and 21). This method prevents falling-back of the jib or hoisting-block when the gears are released.

#### Parts required:

2 of No. 2	3 of No. 16A	1 of No. 48c
6 " 3	4 " 17	2 " 52
2 " 4	9 " 18A	2 " 52A
12 " 5	5 " 18B	1 " 57B
2 " 6	6 " 20	50 " 59
5 " 7	1 " 21	1 " 62
4 " 7A	2 " 22	1 " 63
5 " 8	15 " 22A	2 " 76
2 " 8B	2 " 26	1 " 94
6 " 9B	3 " 27A	2 " 95A
2 " 9E	2 " 31	1 " 95B
3 " 9F	1 " 32	2 " 96
2 " 12	3 " 35	2 " 103
2 " 13A	79 " 37	3 " 126
4 " 14	88 " 38	1 " 133
1 " 16	2 " 40	

### CUT THIS OUT. 'Meccano' Pen Coupon, Value 3d.

Send 5 of these coupons with only 2/9 direct to the Fleet Pen Co., Fleet Street, E.C.4. You will receive by return a splendid British 14-ct. Gold Nibbed Fleet Fountain Pen value 10/6 (Fine, Medium, or Broad Nib). If only 1 coupon is sent the price is 3/9. 3d. less for each extra coupon up to 4 (Pocket Clip 4d.). Satisfaction guaranteed. Your own name gilt letters, either pen 1/- extra. Lever Self-Filling Model with Safety Cap, 2/- extra.

of 1/- (cash with order).

Your advertisement must be received before the 10th of the month for insertion in the following month's issue.

If a Box Number is used, 4d. should be added to cover the cost of postage of the letters to the advertiser from this office. The letters will be posted one week after the advertisement appears, and a second batch a month after the advertisement appears. They will be sent more frequently if additional postage is included with the advertisement.

### SMALL ADVERTISEMENTS

(Rate: 1/- per line).

CINEMA FILMS, 100 ft. 1/-, 1,000 ft. 6/-, delivered.—Phillips, 64, Ewart Street, Brighton.

Patents, Trade Marks, Inventions. Advice Handbook and Consultations free.—B. T. King, Regd. Patent Agent, 146a, Qn. Victoria St., London, E.C.4.

Railway Photograph Postcards of Engines and moving trains of all Companies, 2/6 per dozen. Sample and list 4d.—Norman Embley, "Westcliffe," Lytham.

MONEY EASILY EARNED by selling Rubber Stamps, in spare or full time. Particulars Free.—Richards Ltd., Snowhill, London.

THE WIRELESS INSTITUTE holds examinations and awards certificates and medals to wireless amateurs. Write—Dept. M, 74, Hendford, Yeovil.

MAIL ORDER ADVERTISING, for 7/10 inclusive. Sell your goods to eager provincial buyers through 56 influential newspapers. Prospectus: Central Press, (Series Dept. 55), 190, Strand, London, W.C.2.

## REVO

THE NAME FOR PERFECT RADIO.  
12 Months' Guarantee

The Phones and Loud Speakers guaranteed for 12 months.

Revo Lightweight Headphones

4,000 Ohms. 19/6 EACH.

REVO LOUD SPEAKERS

25/-, 48/- AND 80/-

Complete with Cord.

Experts say—They are the best Loud Speakers made.

Revo Little Gem Crystal Set, 6/-



Obtainable from any dealer or the manufacturers:

THE CABLE ACCESSORIES CO. LTD.,  
TIPTON, STAFFS.

London Depot - 28, SHOE LANE, E.C.4.

## MECCANO MAGAZINE

Registered at G.P.O., London, for transmission by Canadian Magazine Post.

EDITORIAL AND ADVERTISING OFFICES:—

BINNS ROAD, LIVERPOOL.

Telegrams: "Meccano, Liverpool."

**Publication Date.** The "M.M." is published on the 1st of each month and may be ordered from any Meccano dealer, or from any bookstall or newsagent, price 3d. per copy. It will be mailed direct from this office, 2/- for six issues and 4/- for twelve issues.

**To Contributors.** The Editor will consider articles and photographs of general interest; payment will be made for those published. Whilst every care will be taken of those submitted, the Editor does not accept responsibility for any loss or damage. A stamped addressed envelope should be sent where the contribution is to be returned if unacceptable.

**Binding Cases.** Spring-back Binders to take a number of "M.M.'s" are supplied, covered with imitation leather and lettered in gold, price 3/- each (post free).

**Meccano Writing Pads.** Fifty sheets of tinted bank paper, each printed with Meccano boy at head, 1/- (post free) large size, and 6d. (post free) smaller size.

### Advertisements

**Readers' Sales and Wants.** Private advertisements (i.e., not trade) are charged 1d. per word, minimum 1/-. Cash with order. Editorial and Advertising matters should not be dealt with on the same sheet of paper.

**Small Advertisements.** 1/- per line (average seven words to the line), or 10/- per inch (average 12 lines to the inch). Cash with order.

**Display.** Quotations for space bookings, and latest circulation figures, will be sent on request.

**Press Day, etc.** Copy must be received not later than 10th of each month for publication in following issue. Half tone blocks up to 100 screen.

**Proofs of advertisements** will be sent when possible for space bookings of not less than half-an-inch.

**Voucher Copies.** Sent free to advertisers booking one inch or over. Other advertisers desiring vouchers should add 4d. to their remittance and should order voucher copy at same time.

**Remittances.** Postal Orders and Cheques should be made payable to Meccano Ltd.

### Obtaining the "M.M." Overseas

Readers Overseas and in foreign countries may order the Meccano Magazine from regular Meccano dealers, or direct from this office. The "M.M." is sold Overseas at 3d. per copy, or mailed (post free) direct from Liverpool, 2/- for six issues, or 4/- for twelve issues.

#### IMPORTANT.

Overseas readers are reminded that the prices shown throughout the "M.M." are those relating to the home market. Current Overseas Price Lists of Meccano Products will be mailed free on request to any of the undermentioned agencies. Prices of other goods advertised may be obtained direct from the firms.

CANADA: Meccano Ltd., 45, Colborne Street, Toronto.  
AUSTRALIA: Messrs. E. G. Page & Co., 52, Clarence Street, Sydney, N.S.W.  
NEW ZEALAND: Messrs. Browning Hwensen Ltd., P.O. Box 129, Auckland.  
SOUTH AFRICA: Mr. A. E. Harris (P.O. Box 1199), Textile House, Von Brandis St., Johannesburg.

### TWO GOOD PEA PISTOLS AT LAST

No. 1. New 15 Shot Pea Repeater, brightly nickelled ... 1/9 post free  
No. 2. 25 Shot Pea Repeater, heavy model, black finish ... 2/6 post free

Each Pistol is Guaranteed Perfect. Instructions, and a supply of ammunition with each one.

Postal Orders or 1½d. stamps accepted.  
HERBERTS', 27, Adys Road, Peckham, London, S.E.15.

### THE AUTOMATIC PEA REPEATER



The most reliable pistol on the market. Takes 25 shots at one loading, best black finish, each in box with instructions and supply of ammunition, post free 2/6.

R. DILNOT, 125, Chiswick High Rd., London, W.4